




HK Controller App

Software release note

Release date: **2022/07/12**

| | |
|---|----------|
| iOS App version | 4.3.2.13 |
| What's New: <ol style="list-style-type: none">1. Updated Tidal to work with the latest Tidal service2. Remove Shoutcast3. Removed Blackfire information page | |

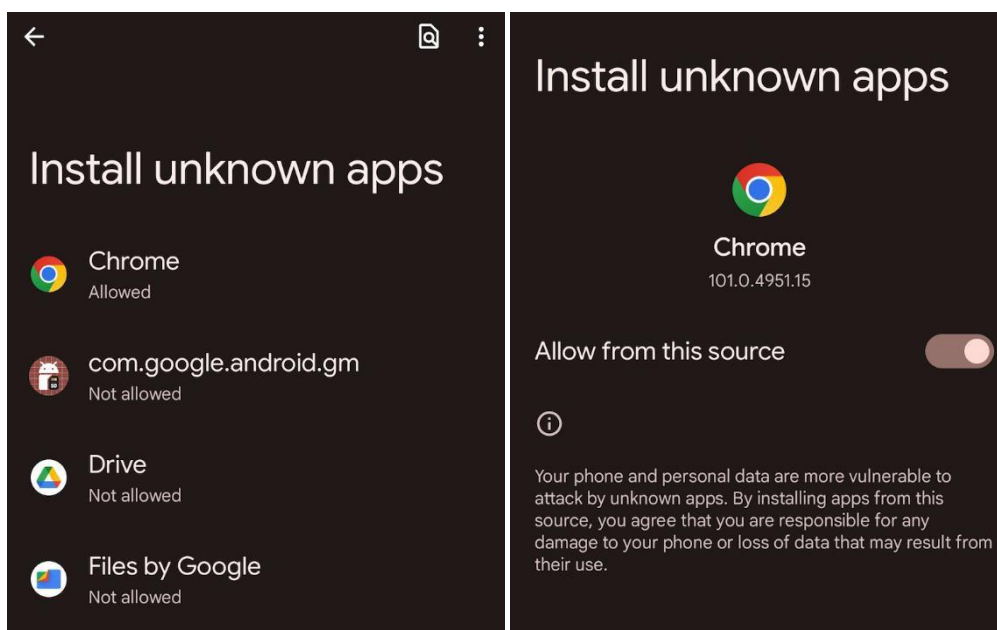
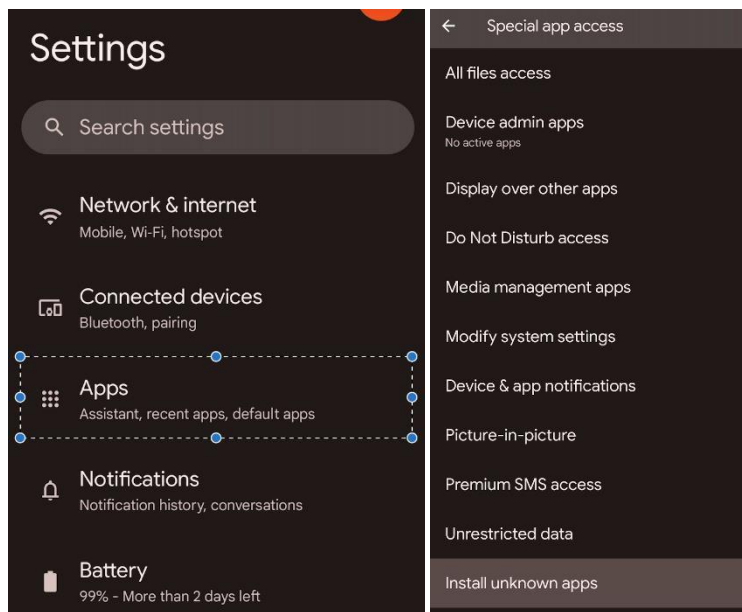
| | |
|---|----------|
| Android App version | 4.3.2.13 |
| What's New: <ol style="list-style-type: none">1. Updated Tidal to work with the latest Tidal service2. Remove Shoutcast3. Removed Blackfire information page <p>Download link: https://storage.harman.com/HKController/HK_Controller_V4.3.2.13.apk</p>  | |

HOW TO INSTALL HARMAN KARDON CONTROLLER ON ANDROID

Allow app installs from Unknown Sources

In Android, there is a security restriction that prevents you from installing the Harman Kardon Controller app from outside the Google Play Store. In order to install the app from the Harman Kardon website, there are some steps that must be taken first to enable this.

1. Navigate to **Settings > Apps > Special app access**. If you don't see it, go to **Advanced > Special app access**
2. Select **Install unknown apps**
3. Select your browser, this is usually **Chrome**
4. Enable **Allow from this source**



Download and install the Harman Kardon Controller app

Now that apps are allowed to be installed from Chrome, simply scan the following QR code or enter the following URL to open this link in Chrome.



https://storage.harman.com/HKController/HK_Controller_V4.3.2.13.apk

The APK file will be downloaded to your Android phone and automatically installed. Please contact Harman Kardon customer support for any further questions or assistance.