

READ ME FIRST.

Set up Citation to activate AirPlay

For iPhone and iPad only



Citation 100 (MKII ver.)

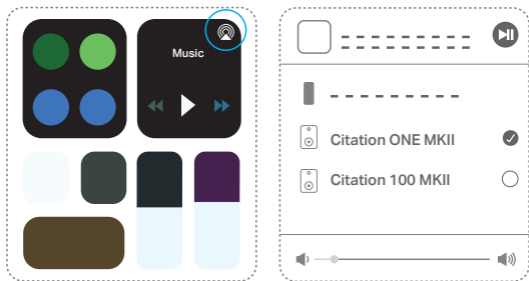



Citation ONE (MKII ver.)



To control this AirPlay 2-enabled speaker, iOS 11.4 or later is required.

Section 1 – If you have finished Wi-Fi setup via Google Home app, the AirPlay is ready to use. If not, you can go to Section 2



You can tap  in Control Center or from your favorite audio streaming app to use AirPlay from your iPhone and iPad.

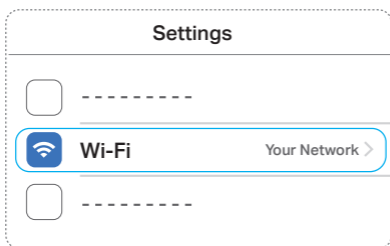
Note:

- About streaming music from Apple TV, iTunes and Mac, you can visit <https://support.apple.com/HT202809> for more information.

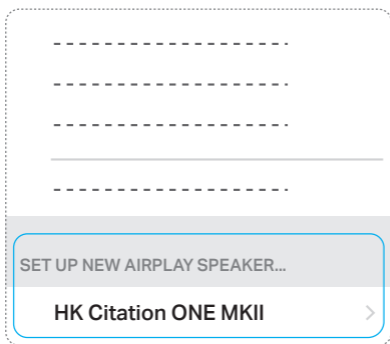
Section 2 – AirPlay Setup (iPhone/iPad)

Citation ONE (MKII ver.) and Citation 100 (MKII ver.) use an iOS feature named Wireless Accessory Configuration (WAC), which is the easiest way to set up Wi-Fi for iPhone users. If you want to set up AirPlay with WAC and set up Google Assistant later, you can follow the below instructions.

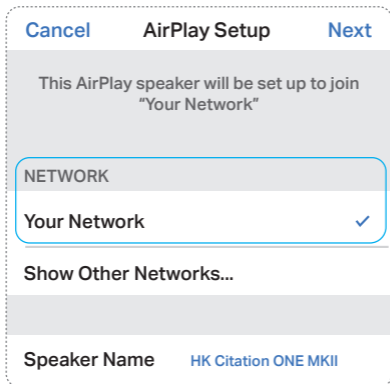
- 1 Go into the Wi-Fi under Settings on your iPhone/iPad.



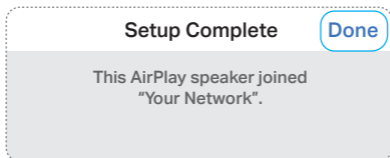

- 2 Select the speaker you want to set up AirPlay under "**SET UP NEW AIRPLAY SPEAKER...**" on the lower part of the display.




- 3 Choose the Wi-Fi network you want to connect this speaker to, then press **Next**. This should normally be the same network your phone is connected to, which will appear as the default option.

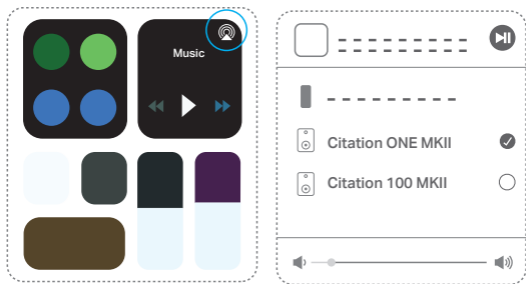


- 4 The speaker will connect to the Wi-Fi network. Press **Done** to finish the setup.



5

After setup is successful. You can tap  in Control Center or from your favorite audio streaming app to use AirPlay from your iPhone and iPad.

**Note:**

- If you don't see the correct Wi-Fi network, make sure that the speaker is in range of the Wi-Fi router or access point.
- If your iPhone or iPad has never connected to this Wi-Fi network before, you will need to enter the Wi-Fi password at this time. Most users will not need to enter this password.
- If you cannot see your speaker under "SET UP NEW AIRPLAY SPEAKER...", unplug and plug in power again to start it again.
- About streaming music from Apple TV, iTunes and Mac, you can visit <https://support.apple.com/HT202809> for more information.



Works with

Apple AirPlay

Apple®, AirPlay®, iPad®, iPad Air®, iPad Pro®, and iPhone® are trademarks of Apple Inc., registered in the U.S. and other countries. Use of the Works with Apple badge means that an accessory has been designed to work specifically with the technology identified in the badge and has been certified by the developer to meet Apple performance standards.